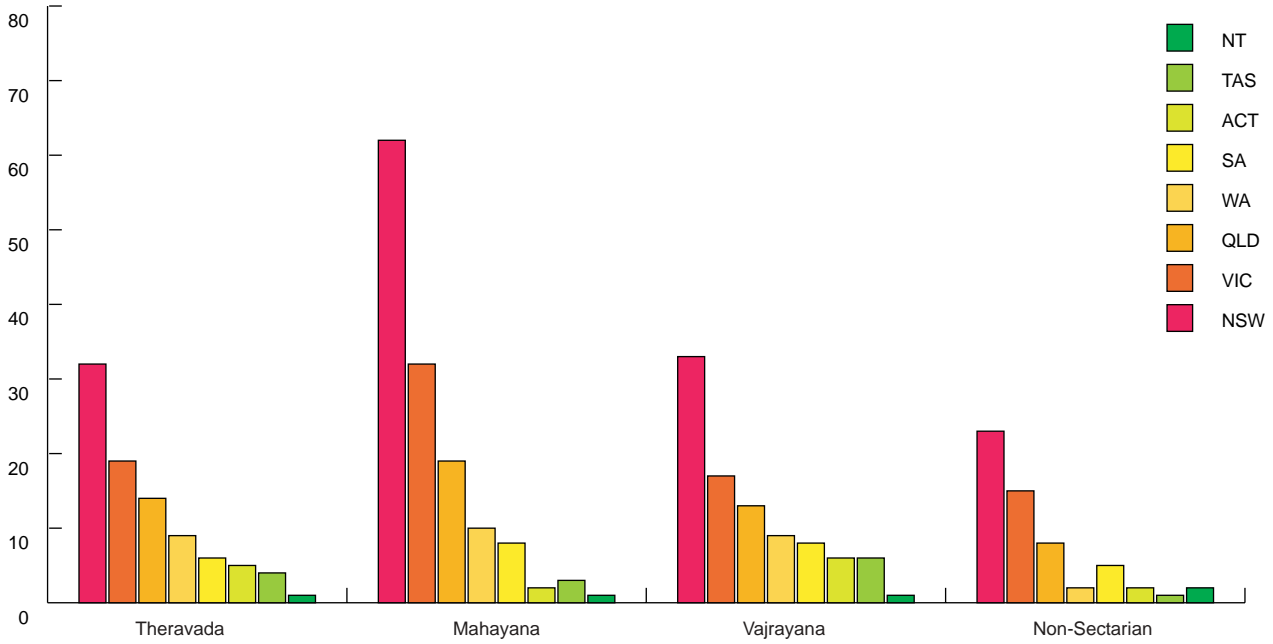


# BuddhaNet's Buddhist Australia Statistics\*

\*These statistics are based on BuddhaNet's 'Buddhist Australia Directory'.

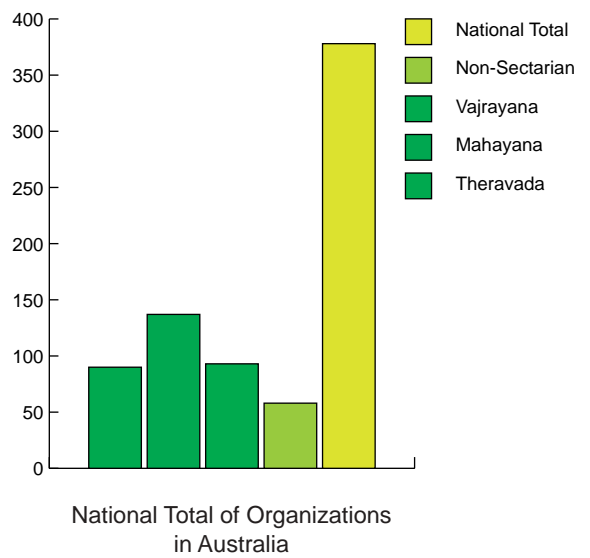
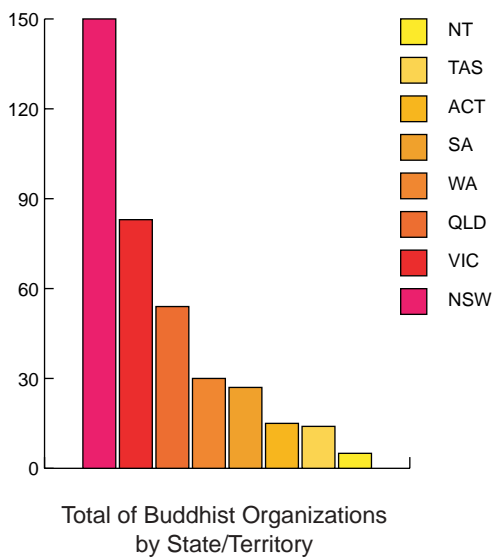


## Number of Buddhist Organisations/Groups in Australia, as at April 2002 is 378

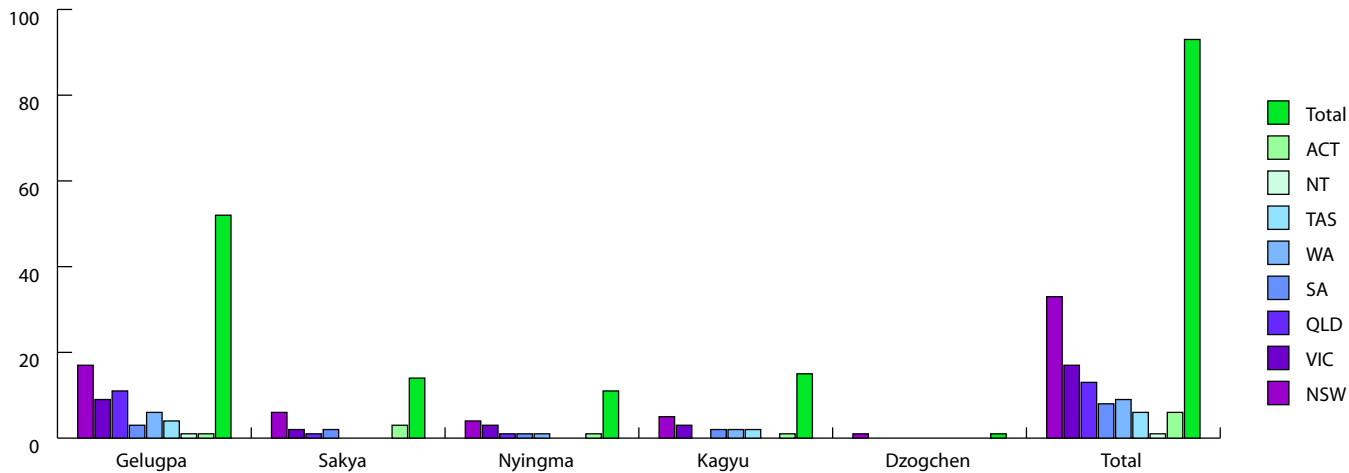
This is an increase of 17 organisations in 7 months, since the last statistics in September 2001.

This indicates a growth of 4.5% in organizations during this period.

	Theravada	Mahayana	Vajrayana	Non-Sectarian	National Total
NSW	32	62	33	23	150
VIC	19	32	17	15	83
QLD	14	19	13	8	54
WA	9	10	9	2	30
SA	6	8	8	5	27
ACT	5	2	6	2	15
TAS	4	3	6	1	14
NT	1	1	1	2	5
<b>TOTAL</b>	<b>90</b>	<b>137</b>	<b>93</b>	<b>58</b>	<b>378</b>

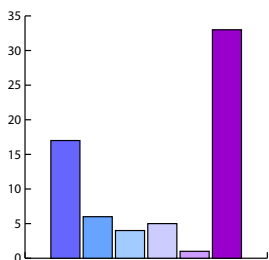


# BuddhaNet's Buddhist Australia Statistics

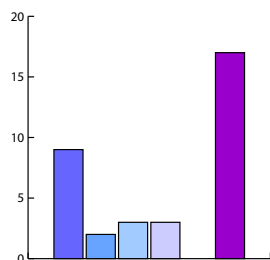


## Buddhist Organizations in Australia by Traditions Vajrayana/ Tibetan

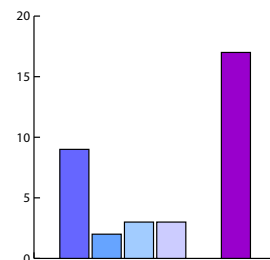
	NSW	VIC	QLD	SA	WA	TAS	NT	ACT	National Total
Gelugpa	17	9	11	3	6	4	1	1	52
Sakya	6	2	1	2				3	14
Nyingma	4	3	1	1	1			1	11
Kagyu	5	3		2	2	2		1	15
Dzogchen	1								1
<b>Total</b>	<b>33</b>	<b>17</b>	<b>13</b>	<b>8</b>	<b>9</b>	<b>6</b>	<b>1</b>	<b>6</b>	<b>93</b>



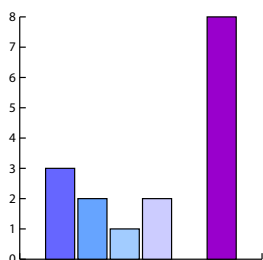
Vajrayana/ Tibetan Organizations in New South Wales (NSW)



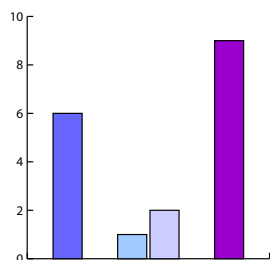
Vajrayana/ Tibetan Organizations in Victoria (VIC)



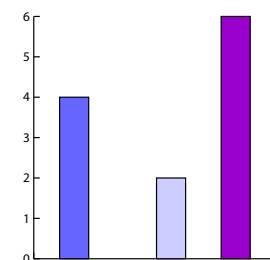
Vajrayana/ Tibetan Organizations in Queensland (QLD)



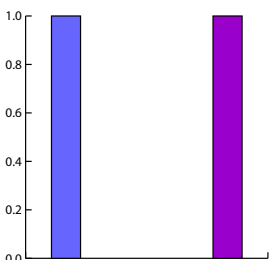
Vajrayana/ Tibetan Organizations in South Australia (SA)



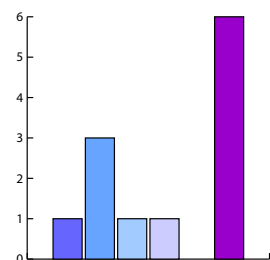
Vajrayana/ Tibetan Organizations in Western Australia (WA)



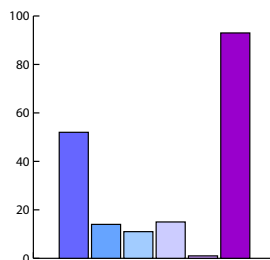
Vajrayana/ Tibetan Organizations in Tasmania (TAS)



Vajrayana/ Tibetan Organizations in Northern Territory (NT)

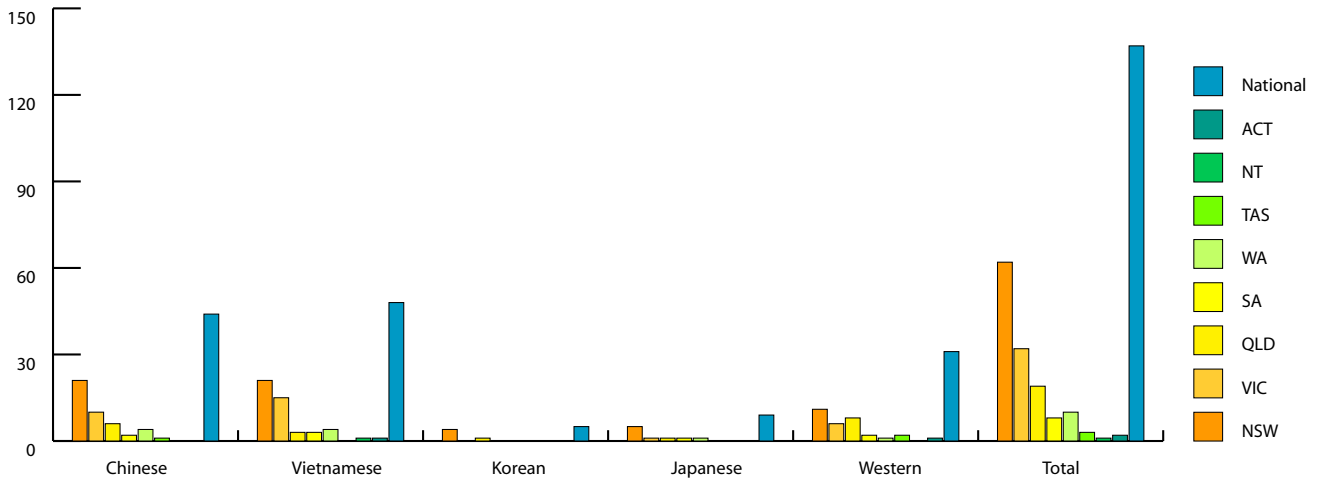


Vajrayana/ Tibetan Organizations in Australian Capital Territory (ACT)



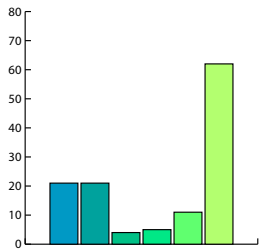
Vajrayana/ Tibetan Organizations National Total

# BuddhaNet's Buddhist Australia Statistics

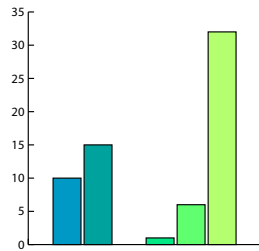


## Australian Mahayana Buddhist Temples by Cultures

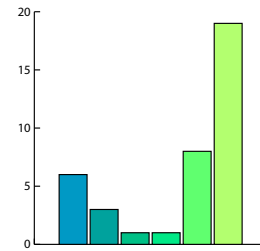
	NSW	VIC	QLD	SA	WA	TAS	NT	ACT	National
Chinese	21	10	6	2	4	1			44
Vietnamese	21	15	3	3	4		1	1	48
Korean	4		1						5
Japanese	5	1	1	1	1				9
Western	11	6	8	2	1	2		1	31
<b>Total</b>	<b>62</b>	<b>32</b>	<b>19</b>	<b>8</b>	<b>10</b>	<b>3</b>	<b>1</b>	<b>2</b>	<b>137</b>



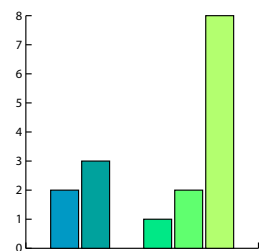
Mahayana Buddhist Temples by Cultures in New South Wales (NSW)



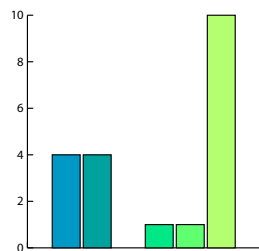
Mahayana Buddhist Temples by Cultures in Victoria (VIC)



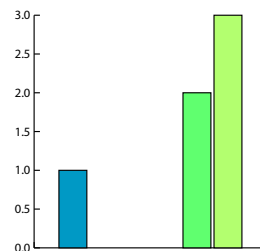
Mahayana Buddhist Temples by Cultures in Queensland (QLD)



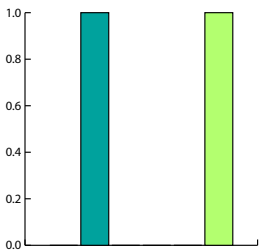
Mahayana Buddhist Temples by Cultures in South Australia (SA)



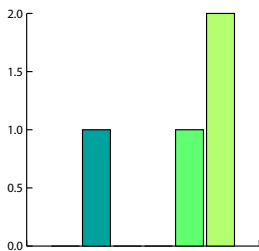
Mahayana Buddhist Temples by Cultures in Western Australia (WA)



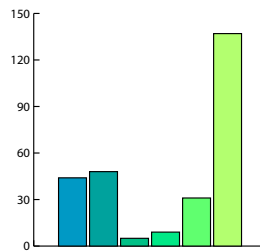
Mahayana Buddhist Temples by Cultures in Tasmania (TAS)



Mahayana Buddhist Temples by Cultures in Northern Territory (NT)

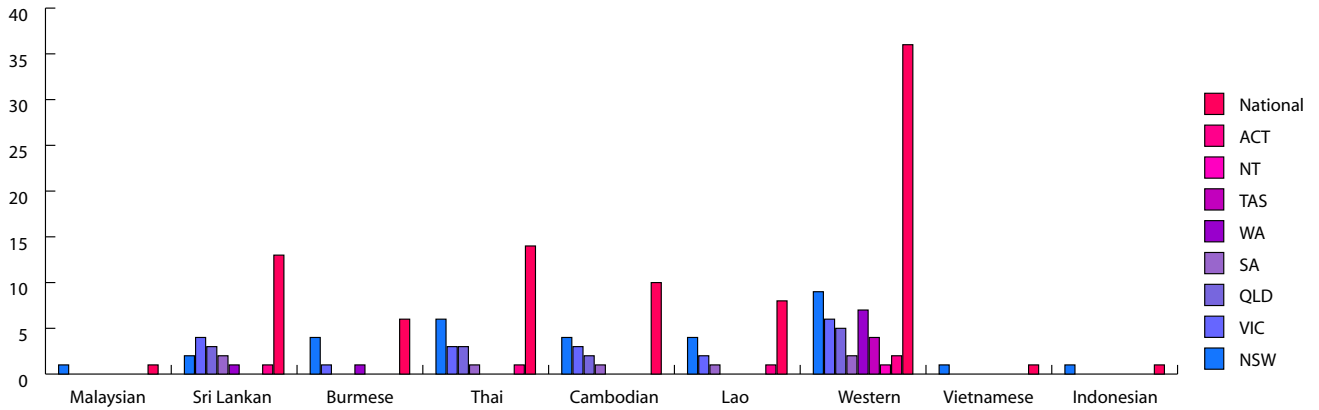


Mahayana Buddhist Temples by Cultures in Australian Capital Territory (ACT)



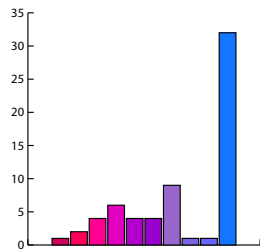
Mahayana Buddhist Temples by Cultures National Total

# BuddhaNet's Buddhist Australia Statistics

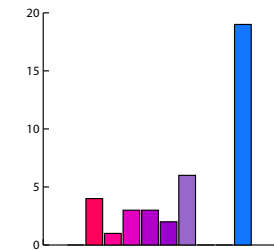


## Theravada Buddhist Temples by Cultures in Australia

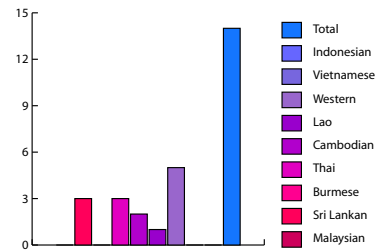
	NSW	VIC	QLD	SA	WA	TAS	NT	ACT	National Total
Malaysian	1								1
Sri Lankan	2	4	3	2	1			1	13
Burmese	4	1			1				6
Thai	6	3	3	1				1	14
Cambodian	4	3	2	1					10
Lao	4	2	1					1	8
Western	9	6	5	2	7	4	1	2	36
Vietnamese	1								1
Indonesian	1								1
<b>Total</b>	<b>32</b>	<b>19</b>	<b>14</b>	<b>6</b>	<b>9</b>	<b>4</b>	<b>1</b>	<b>5</b>	<b>90</b>



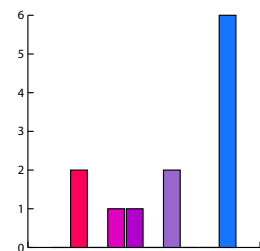
Theravada Buddhist Temples by Cultures in New South Wales (NSW)



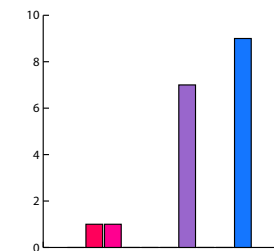
Theravada Buddhist Temples by Cultures in Victoria (VIC)



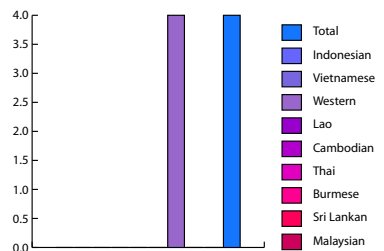
Theravada Buddhist Temples by Cultures in Queensland (QLD)



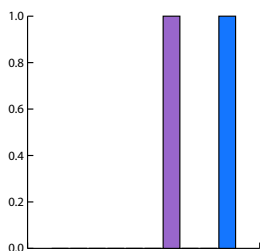
Theravada Buddhist Temples by Cultures in South Australia (SA)



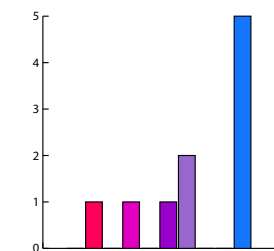
Theravada Buddhist Temples by Cultures in Western Australia (WA)



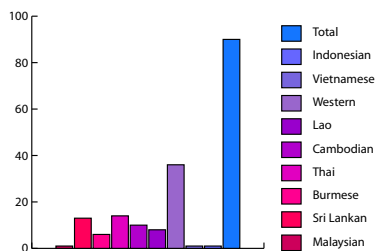
Theravada Buddhist Temples by Cultures in Tasmania (TAS)



Theravada Buddhist Temples by Cultures in Northern Territory (NT)

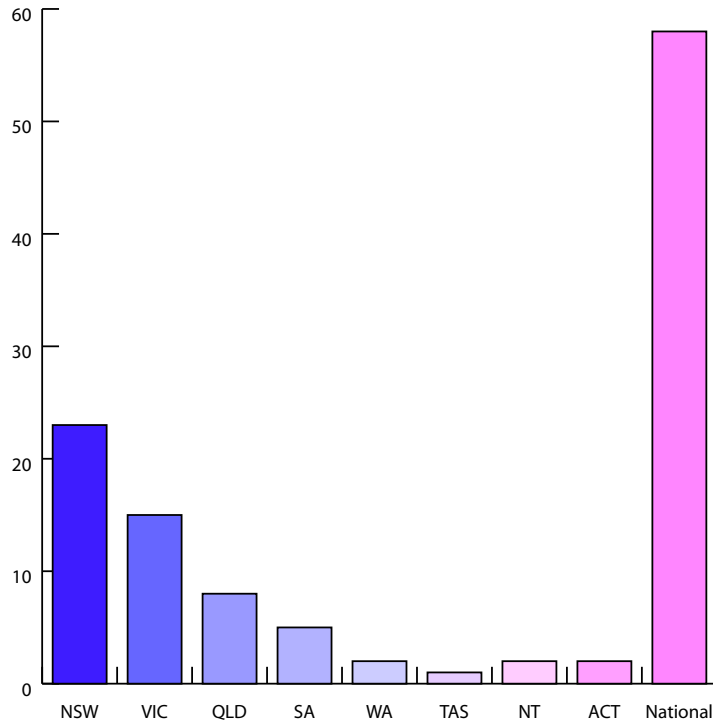


Theravada Buddhist Temples by Cultures in Australian Capital Territory (ACT)



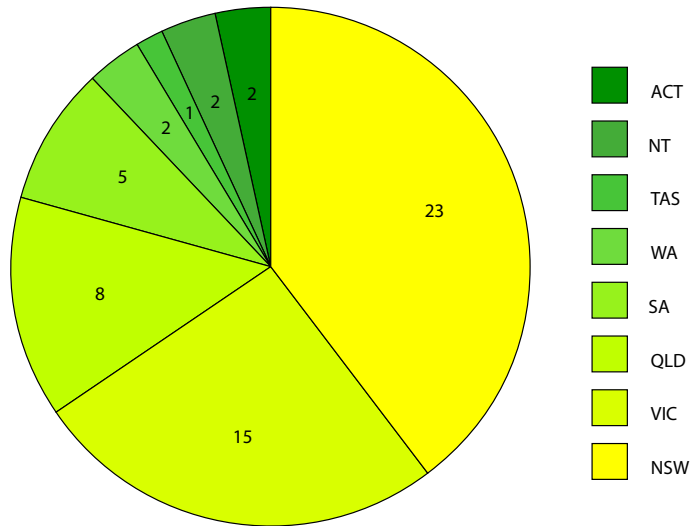
Theravada Buddhist Temples by Cultures National Total

# BuddhaNet's Buddhist Australia Statistics



**Non-Sectarian Buddhist Organisations and Groups in Australia**

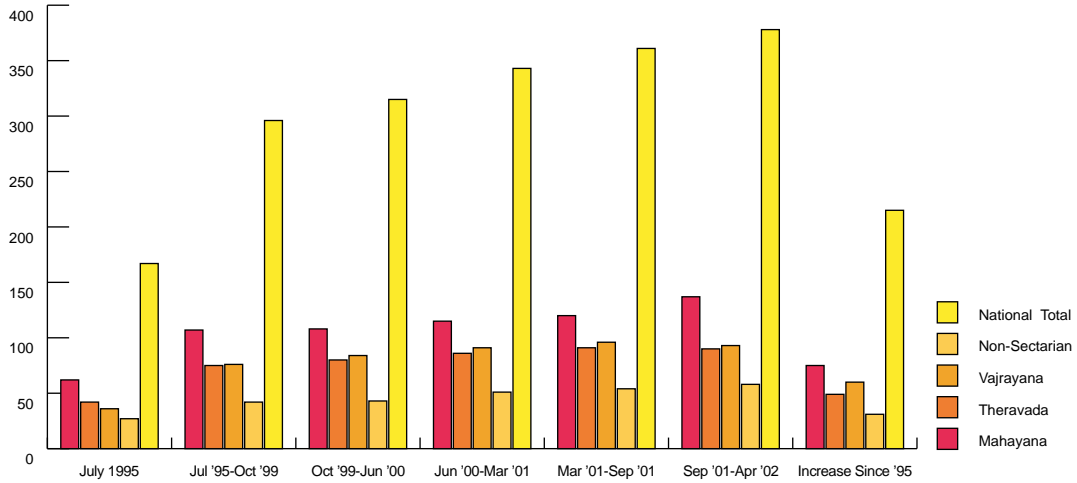
NSW	VIC	QLD	SA	WA	TAS	NT	ACT	National Total
23	15	8	5	2	1	2	2	58



**Non-Sectarian Buddhist Organisations and Groups in Australia**  
PIE CHART BREAKDOWN

# BuddhaNet's Buddhist Australia Statistics\*

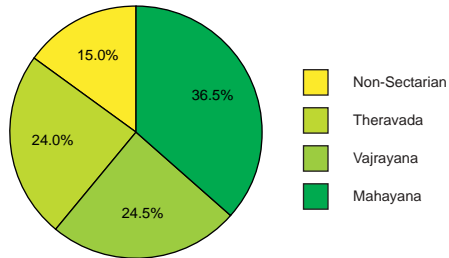
\*These statistics are based on BuddhaNet's 'Buddhist Australia Directory'.



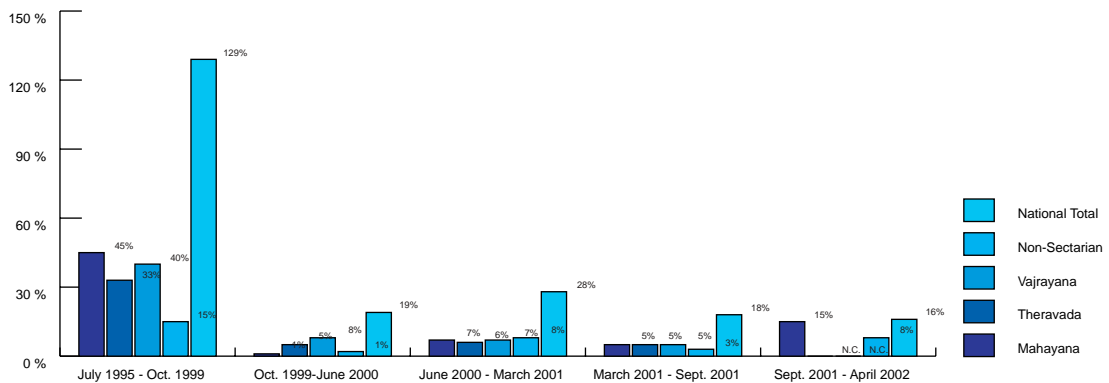
## Statistical History of the number of Buddhist Traditions in Australia from July 1995 to April 2002

The Buddhist traditions as represented by their respective organizations have increased in number by 211 (126.0%) in 6 years and 9 months, in the period from June 1995 to April 2002.

	Mahayana	Theravada	Vajrayana	Non-Sectarian	National Total
July 1995	62	42	36	27	167
July 1995 to Oct 1999	107	75	76	42	296
October 1999 to June 2000	108	80	84	43	315
June 2000 to March 2001	115	86	91	51	343
March 2001 to September 2001	120	91	96	54	361
September 2001 to April 2002	137	90	93	58	378
Number Increase Since 1995	75	49	60	31	211



The Mahayana form the largest representation of Buddhism in Australia with 36.5 % of the National Total of 378 Buddhist organizations, followed by the Vajrayana at 24.5%, the Theravada at 24.0%, and the Non-Sectarian 15.0%



## Increase in Buddhist Organisations Between July 1995-April 2002

[www.buddhanet.net](http://www.buddhanet.net)